



# Linseed Oil Wax - Natural & Coloured

*The Citadel, Landskrona, Sweden. Wooden floor treated with natural Linseed Oil Wax.*



*Concrete tiles treated with natural Linseed Oil Wax.*



*White Linseed Oil Wax on a wooden floor.*



The wax covers about 40 sq. m. per litre.

Linseed Oil Wax can be used on all absorbent surfaces such as matt painted surfaces, timber, concrete, brick, slate and furniture, etc.

Linseed Oil Wax contains linseed oil, beeswax and colour pigments boiled together so that the beeswax is incorporated as the linseed oil dries.

The wax gives a water-repellent silky matt surface which can be cleaned with a weak mixture of Linseed Soap and water.

The wax will be completely hardened in approximately 1 week. Protect the surface during the first week.

The drying time may be longer for knots in the timber depending on the resin content in the knot and the thickness of the wax layer. For this reason a thin layer of wax should be applied and all **excess wax wiped off**.



Linseed Oil Wax on painted surfaces or wood.

Remember that the result of treatments with a glazing effect is affected by the absorbency of the wood and the existing paint. The wax can produce many different appearances depending on the surface. A sanded wooden floor will absorb more wax and take on more colour than a planed floor. Test first!

If less colour is desired, mix natural Linseed Oil Wax with a colour of your choice. All our Linseed Oil Waxes can be mixed with each other.



Wipe with a towel.

#### Instructions for floors

- Wash with Linseed Soap and suck up the water with a wet vacuum. This also applies to newly sanded floors.
- Leave to dry. To bring out the grain, sand with fine-grained sandpaper (approximately 180). Vacuum the floor.
- Apply the wax with a rough sponge. Work in the direction of the grain a few boards at a time. Leave the wax to be absorbed for about 15 – 20 minutes. Wipe off the excess with a towel within an hour.
- Waxing is complete.

It is possible to walk/touch the waxed surface immediately. Footprints can be wiped off afterwards on the way out of the room. Too much wax will produce a sticky surface with uneven shine and extend the drying time.

**Note: Risk of self-ignition in porous material. Soak cloths and dispose of in the general rubbish.**

# Linseed Oil Wax - Natural & Colour

For floors, furniture and wood panelling.


The surface and quality of wood **WILL** affect your result.



50020 Natural



50549 White



50552 Grey



50660 Mole Grey




50558 Black




50614 Oak



50555 Brown



50616 Mahogany



50611 Red



*Linseed Oil Wax for Holkham Estate, Norfolk, England.*